

Portola Village



2000-2150 Portola Ave,
Livermore, CA 94551



91,673 SF



Jim Shepherd
p: 925-627-7902
e: LeaseFWR@lockehouse.com



Property Summary GLA: 91,673

Highlights

Portola Village is an established 91,673 SF well-positioned and proven neighborhood center anchored by Lucky Supermarkets and Drive-Thru Pharmacy. Portola Village offers patrons an ideal retail mix of regional and local tenants that fulfill the daily needs and services of this thriving community.



Trade Area

	1 Mile	3 Miles	5 Miles
Population	16,074	75,857	120,838
No. of Households	5,996	27,717	42,684
Avg. HH Income	\$150,116	\$183,598	\$203,480

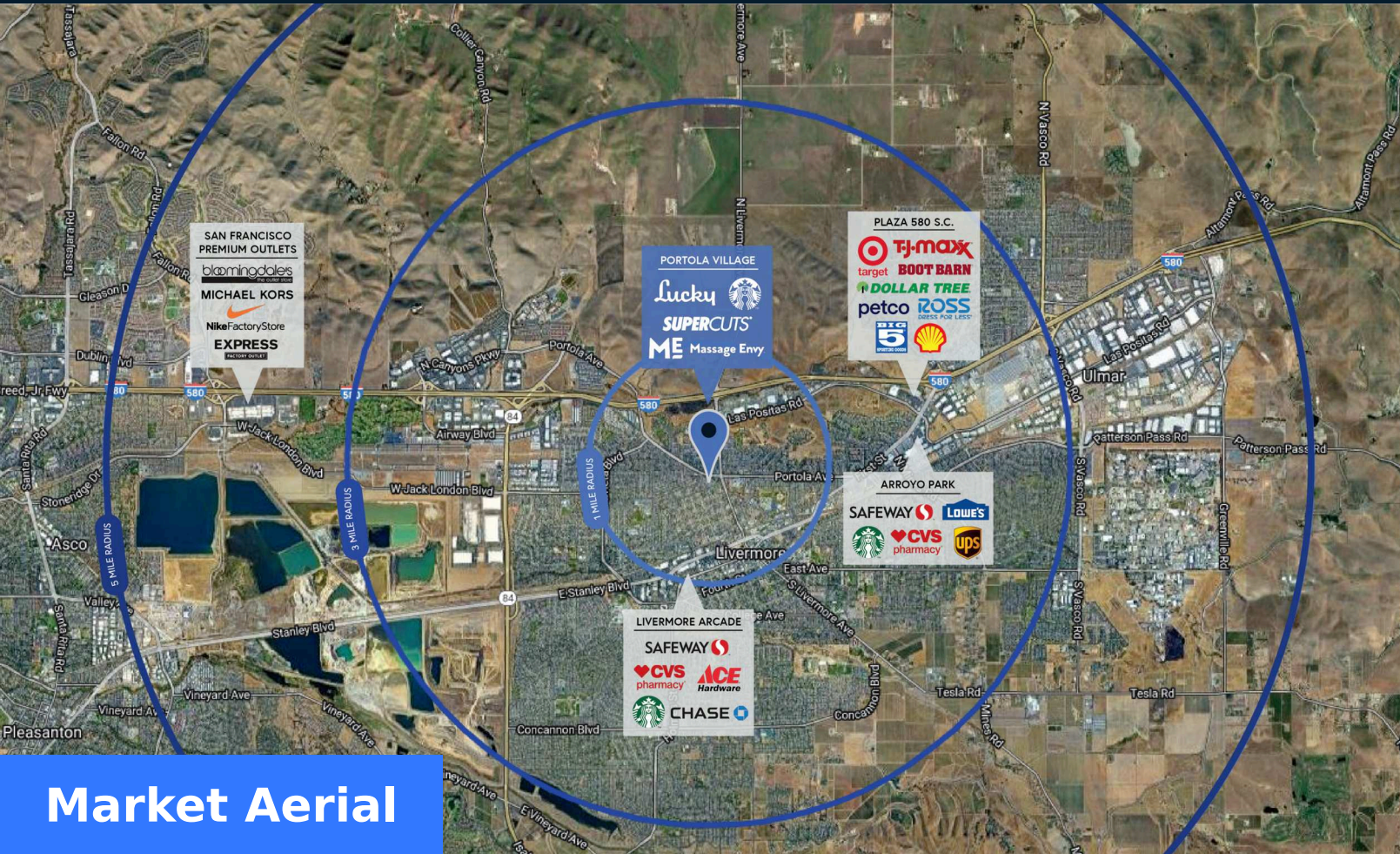
Where It Really Matters.



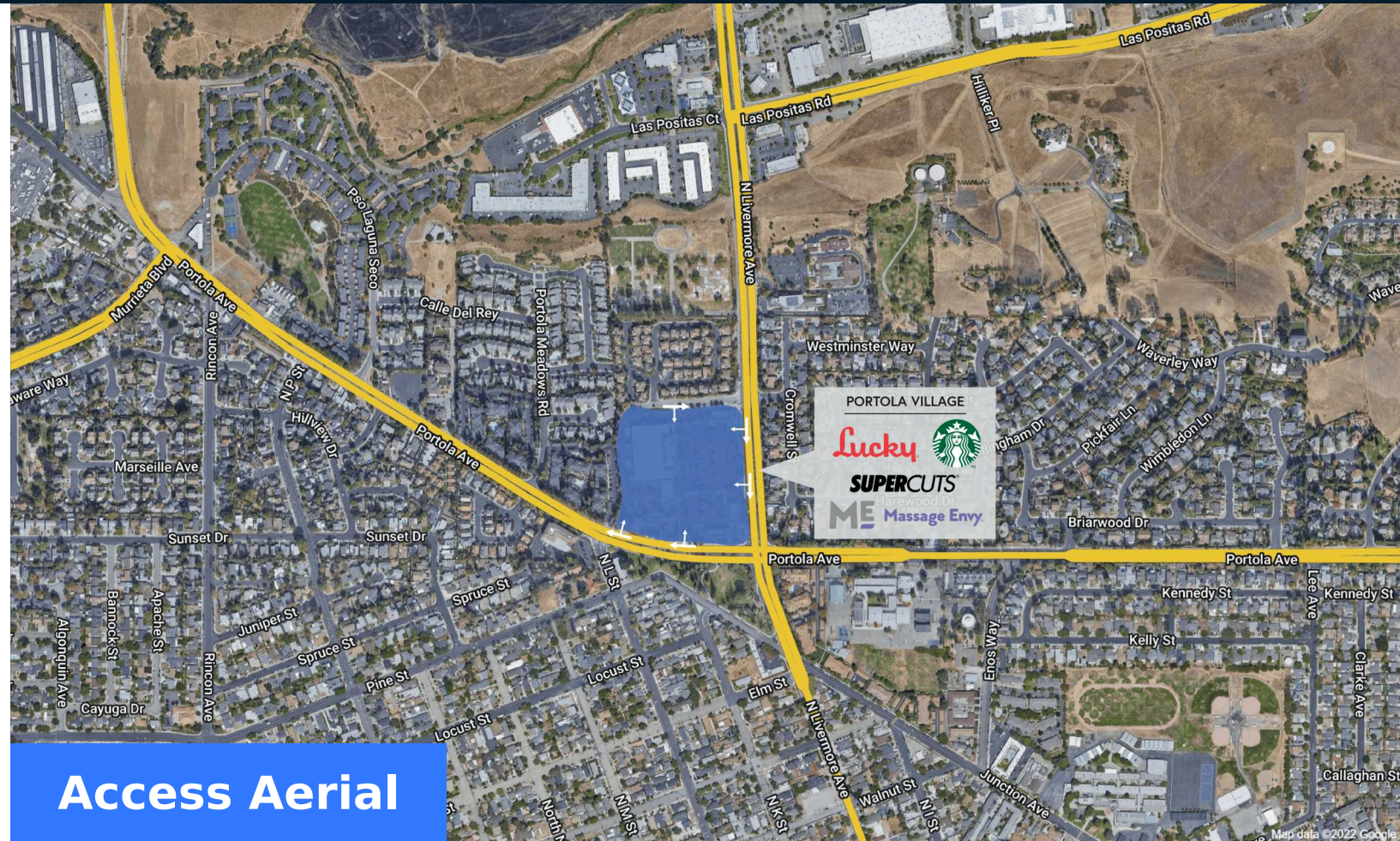
Portola Village

2000-2150 Portola Ave, Livermore, CA 94551

Jim Shepherd
p: 925-627-7902
e: LeaseFWR@lockehouse.com



Market Aerial




Access Aerial



Where It Really Matters.



Portola Village


 Jim Shepherd
 p: 925-627-7902
 e: LeaseFWR@lockehouse.com



■ AVAILABLE SPACE

Retailers	SF
B1 Panda Express	1,633
B2 European Wax Center	1,487
B5 Available	3,479
C1 Grant Rickey DDS, Inc	1,696
C3 Yafa Hummus	1,100
C5 Available	1,100
C7 Jamba Juice	1,117

Retailers	SF
C9 Starbucks	1,486
MJRA Lucky	65,375
R1 Polo's Corner	2,020
R3 Supercuts	1,280
R5 Papa Murphy's Take 'N' Bak...	1,280
R7 Tony's Nails	1,280
R9 H&R Block	1,340

Retailers	SF
1A Cheese Steak Shop	1,191
1B PostalAnnex	1,009
1C Metro PCS	800
1D The Habit Burger Grill	1,970
1D-2 Sourdough & Co	1,030

GLA TOTAL 91,673

Where It Really Matters.

