

# Four Corners Maple Valley



26804-27022 SE Maple Valley Hwy,  
Maple Valley, WA 98038



120,319 SF



Don Whittles  
p: 253-471-5509

e: [dwhittles@firstwesternproperties.com](mailto:dwhittles@firstwesternproperties.com)



Property Summary GLA: 120,319

## Highlights

Four Corners Maple Valley has a great lineup of national, regional, and local tenants in the surrounding area. The center is located at the busiest lighted intersection in the market and has an average demographic household income of over \$169,000.



Trade Area


	1 Mile	3 Miles	5 Miles
<b>Population</b>	10,234	43,015	75,402
<b>No. of Households</b>	3,089	14,325	25,867
<b>Avg. HH Income</b>	\$170,772	\$169,442	\$164,959

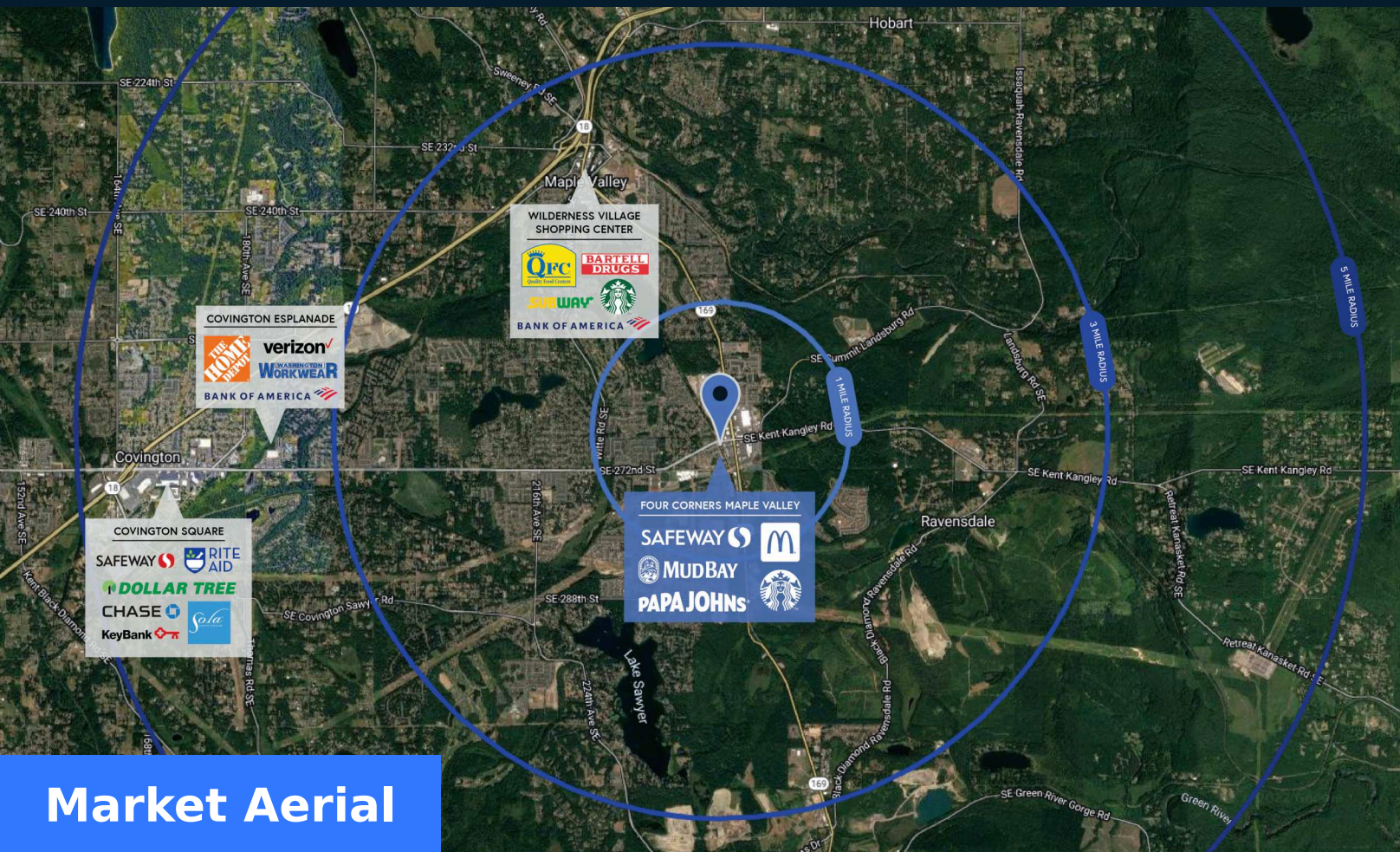
Where It Really Matters.



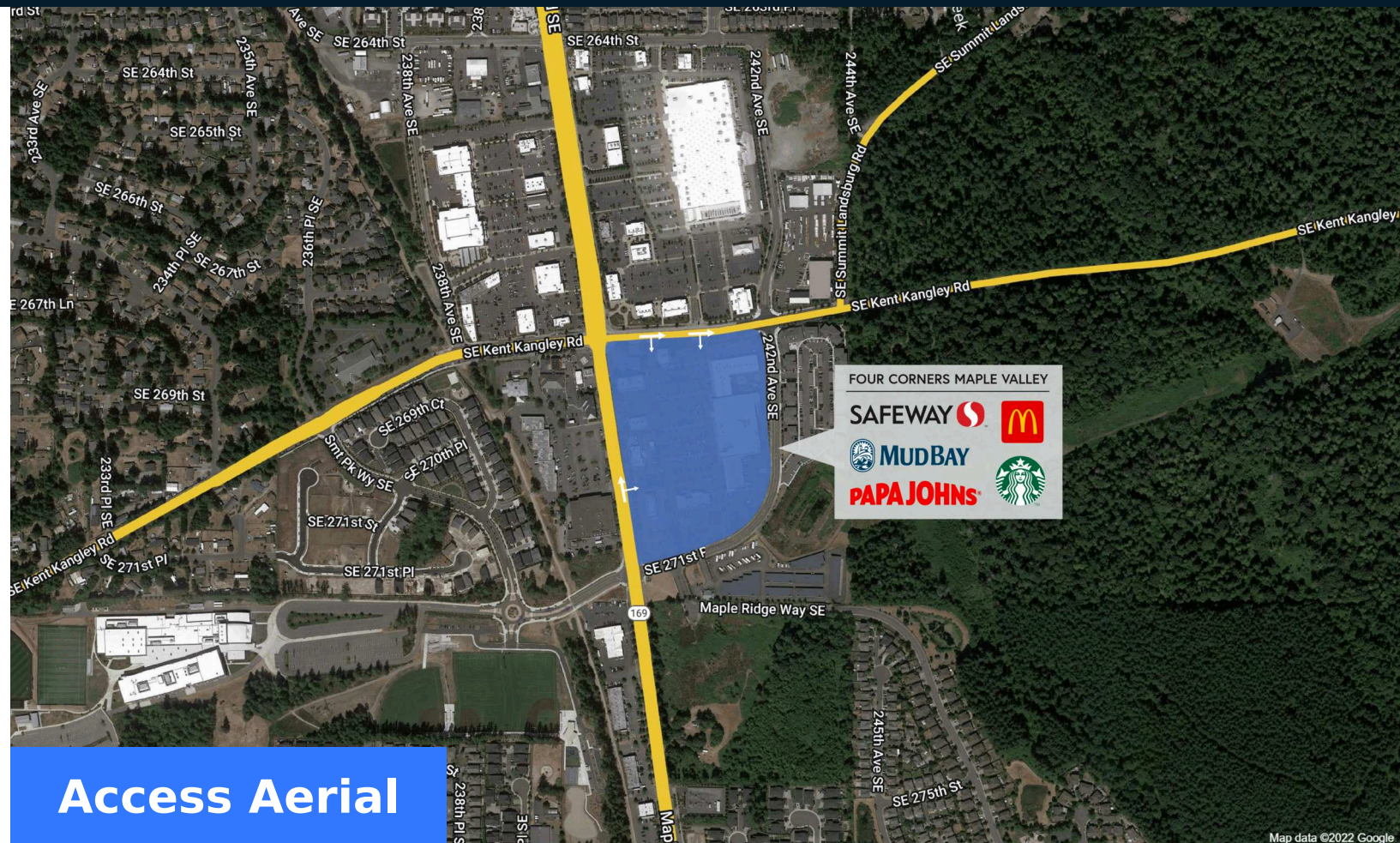
# Four Corners Maple Valley

26804-27022 SE Maple Valley Hwy, Maple Valley, WA 98038

  
Don Whittles  
p: 253-471-5509  
e: [dwhittles@firstwesternproperties.com](mailto:dwhittles@firstwesternproperties.com)



Market Aerial



Access Aerial



Where It Really Matters.



# Four Corners Maple Valley



Don Whittles  
p: 253-471-5509  
e: dwhittles@firstwesternproperties.com



■ AVAILABLE SPACE

Retailers	SF
A1 Kid's Country	9,099
A2 The Original Pancake House	5,001
A3 Animal Surgical and Dental...	1,880
A4 9Round Kickboxing	1,513
A5 The UPS Store	1,135
A6 Windermere Real Estate	1,400
A7 Robinson Family Chiropractic	1,216
A8 H&R Block	2,051
ANC Safeway	55,164

Retailers	SF
B1 Grace Cleaners	1,325
B2 Nail Ritual	1,050
B3 Leased Space	1,189
<b>B4 Available</b>	<b>3,875</b>
B6 Sherwin-Williams	3,504
D1 Starbucks	2,485
D3 Papa John's Pizza	1,535
E1 Drs. Nelson & Johnson	2,800
E2 Maple Valley Thai Cuisine	1,880

Retailers	SF
E3 Cascadia Kids Dentistry	2,675
G1 Elephant Car Wash	3,338
G2 Maple Valley Family Dental	3,359
M2 Shop Fast Grocery	3,034
PADB Safeway Fuel Station	3,050
PADC McDonald's	3,200
PADF Mud Bay	3,561

**GLA TOTAL 120,319**

Where It Really Matters.

